

N O W A V A I L A B L E

## Secure your Lab's Future with Cybersecurity on HistoCore PELORIS 3

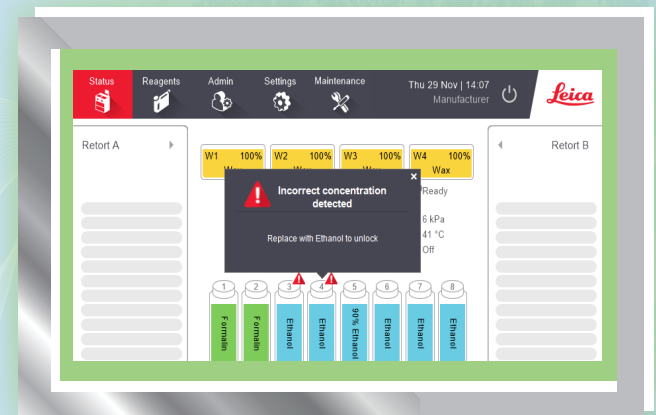
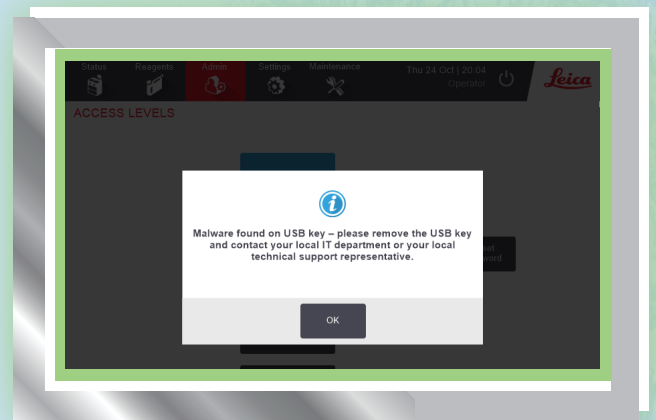
### Meet today's workflow demands and build your lab's capacity for the future with confidence.

With the new HistoCore PELORIS 3 V3.2 software you receive added cyber security including Anti-Malware Protection with Windows® Defender and Malware detection.

HistoCore PELORIS 3 V3.2 software includes additional security measure with the Density Meters and Track & Trace Technology.

### Reduce potential user errors in reagent exchanges

Two built-in density meters help limit the risk of lab user errors during reagent exchange. They monitor such changes and alert users if there's an incorrect concentration to protect the integrity of the tissue. As a result, reagent change errors can be significantly reduced.




Advancing Cancer Diagnostics  
Improving Lives

**Leica**  
BIO SYSTEMS



### **Color Coded and Bar-Coded Reagents**

Visual color cues on bulk reagents are designed to help prevent reagent exchange errors. Users can scan the LOT number barcode of the reagent which will record the LOT number whenever the reagent is exchanged and will create both a User Action Report and a Run Details Report.



### **Service Provider**

For the best care and support of the instrument, only service personnel with up to date training and certified by Leica will have access to the service software.

Contact your local Leica Biosystems representative about availability in your area and to learn more about our HistoCore PELORIS 3.2 Software and our New Color-Coded labeling system.